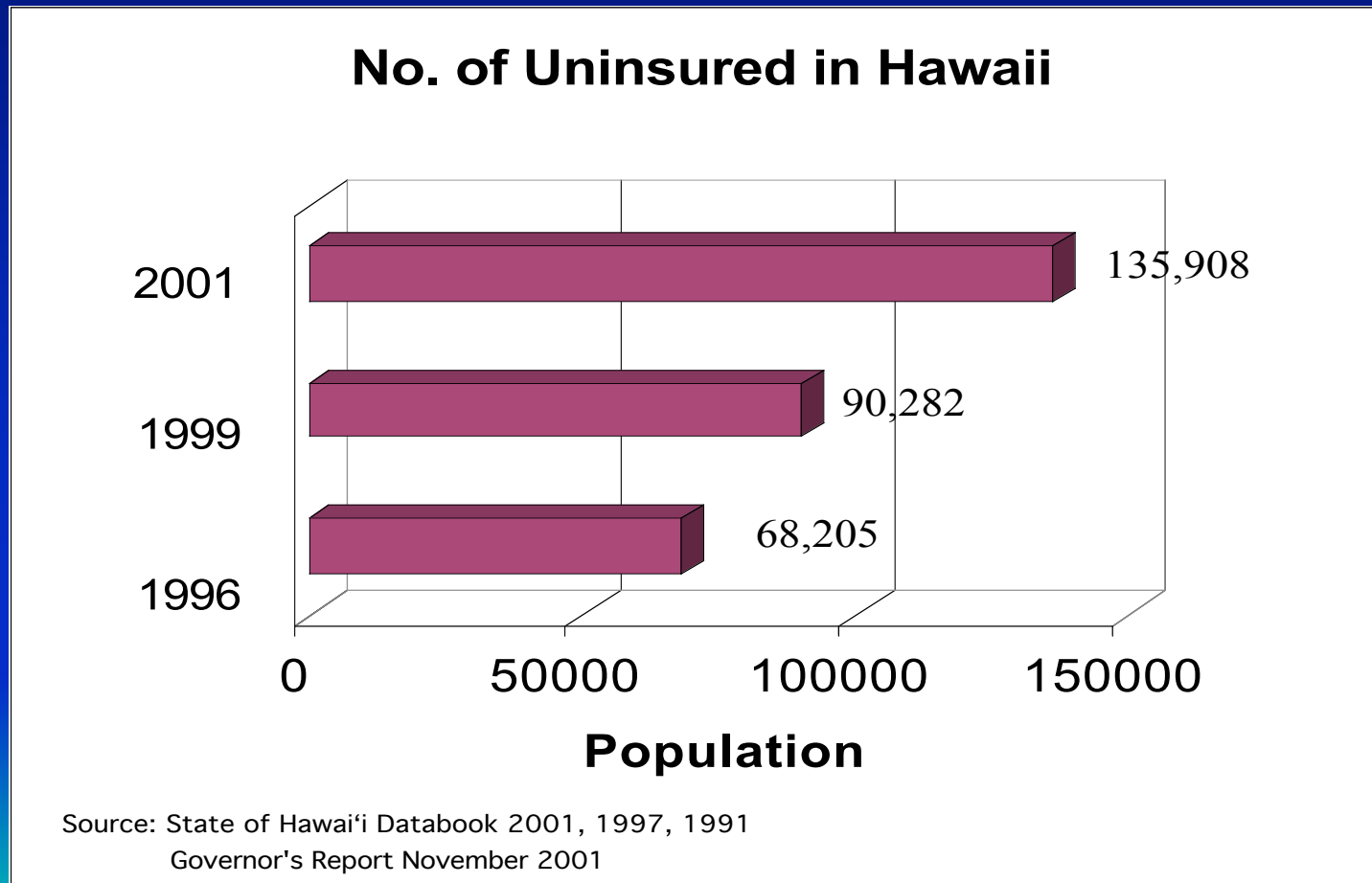


# Hawai'i's Health Disparities and the Uninsured

May Akamine  
Executive Director  
Kalihi-Pālama Health Center  
6 June 2003



# Lack of Health Insurance



# QUEST and Medicaid

- Patients covered by QUEST and Medicaid often have more complex health problems aggravated by socio-economic and geographic barriers.
- Not all health care providers will treat patients with QUEST or Medicaid.
- QUEST and Medicaid don't cover basic dental services for adults.



# Rural / Isolated Areas

- Maldistribution of Health Care Providers

	Honolulu County	Kaua'i County	Maui County	Hawai'i County
Physicians	363:1	527:1	550:1	535:1
Dentists	1,108:1	1,462:1	1,830:1	1,565:1
Pharmacists	1,422:1	1,499:1	2,033:1	1,956:1



# Rural / Isolated Areas

- Neighbor Island Demographics

	Honolulu County	Kaua'i County	Maui County	Hawai'i County
Poverty	7.0%	8.4%	7.7%	11.0%
> 65 Years Old	13.4%	13.8%	11.4%	13.5%
< 18 Years Old	23.8%	26.4%	25.5%	26.1%
Native Hawaiian/ Pacific Islander	21.6%	24.2%	25.8%	31.0%



# Native Hawaiians

- Native Hawaiians and Pacific Islanders are 23.3% of the state's population (282,667 people).
- They may not seek medical care because of cultural values, poverty, lack of health insurance, and/or geographic barriers.



# Native Hawaiians

- More likely to:
  - Have diabetes or asthma
  - Have late or no prenatal care
  - Have greater number of dental caries
  - Not visit a physician due to cost
  - Physically inactive
  - Current smoker
  - Below poverty
  - Unemployed



# Immigrants

	Honolulu County	Kaua'i County	Maui County	Hawai'i County	State
<b>Speak English less than very well</b>	<b>113,550 13.8%</b>	<b>4,787 8.7%</b>	<b>14,284 11.9%</b>	<b>10,840 7.8%</b>	<b>143,505 12.7%</b>
<b>Foreign-born</b>	<b>168,246 19.2%</b>	<b>7,574 13.0%</b>	<b>21,171 16.5%</b>	<b>15,208 10.2%</b>	<b>212,229 17.5%</b>
<b>Entered U. S. 1990-2000</b>	<b>57,228 6.5%</b>	<b>2,065 3.5%</b>	<b>7,423 5.8%</b>	<b>5,678 3.8%</b>	<b>72,394 6.0%</b>

# Immigrants

- Barriers to care include
  - Lack of access to public health insurance (QUEST and Medicaid)
  - Cultural expectations of health care
  - Language
  - Fear of deportation
  - Possible economic, educational, and/or other issues



# Health Disparities

- There is a strong correlation between socioeconomic factors, such as poverty, and poor health.
- DOH's *Primary Care Needs Assessment Databook* identifies communities at high risk due to socioeconomic risks and poor maternal child health indicators.



# High Risk Communities by County\*

Honolulu	Kaua'i	Maui	Hawai'i
Wai'anae (3)	Waimea (8)	Moloka'i (4)	Ka'ū(1)
		Hāna (6)	Puna (2)
			Hāmākua (5)
			Hilo (7)
			N. Kohala (9)
			S. Kona (10)

\*Hawai'i Databook

# Potentially Preventable Hospitalizations

- Some health conditions that can usually be treated successfully in an outpatient setting, result in hospital admissions if treatment is not sought in time or if patients cannot get prescribed medications to control the problem.

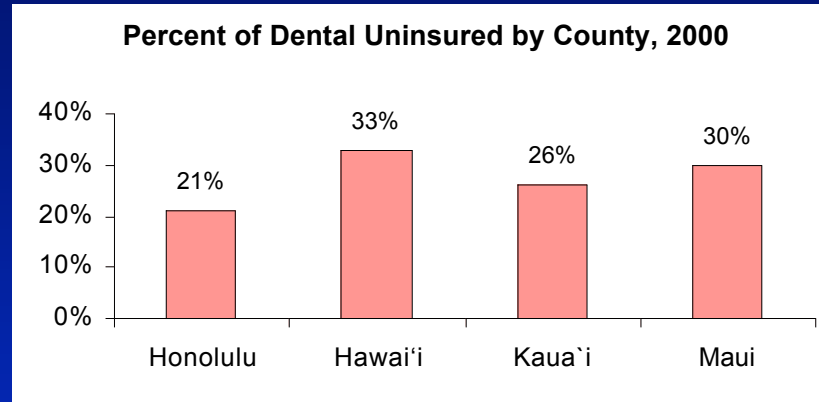


# Potentially Preventable Hospitalizations

- Hawai'i Health Information Corporation (HHIC) reports far higher preventable hospitalizations:
  - Kaua'i for asthma, cellulitis, and chronic obstructive pulmonary disease.
  - Hawai'i for coronary heart disease and pneumonia.
  - Filipinos and Native Hawaiians are generally highest for all these conditions.



# Hawai'i's Oral Health



Hawai'i Primary Care Association, Oral Health 2001, 2000.

- Significant numbers of people still lack dental insurance in each county.
- The National Oral Health Report Card results for Hawai'i are misleading.
- Hawai'i Islands Oral Health Strategic Plan Report

# Hawai'i's Oral Health

- **National Oral Health Report Card**

(by Oral Health America, 2002)

- Ranked Hawai'i a "B-" overall (highest grade among all states).
- However, study **DID NOT** consider rates of dental disease as an indicator of oral health.
- Hawai'i received an "F" in fluoridation and "Ds" in prevention and sealants.
- Hawai'i still has the highest dental caries rates among 3 to 5 year olds in the nation.

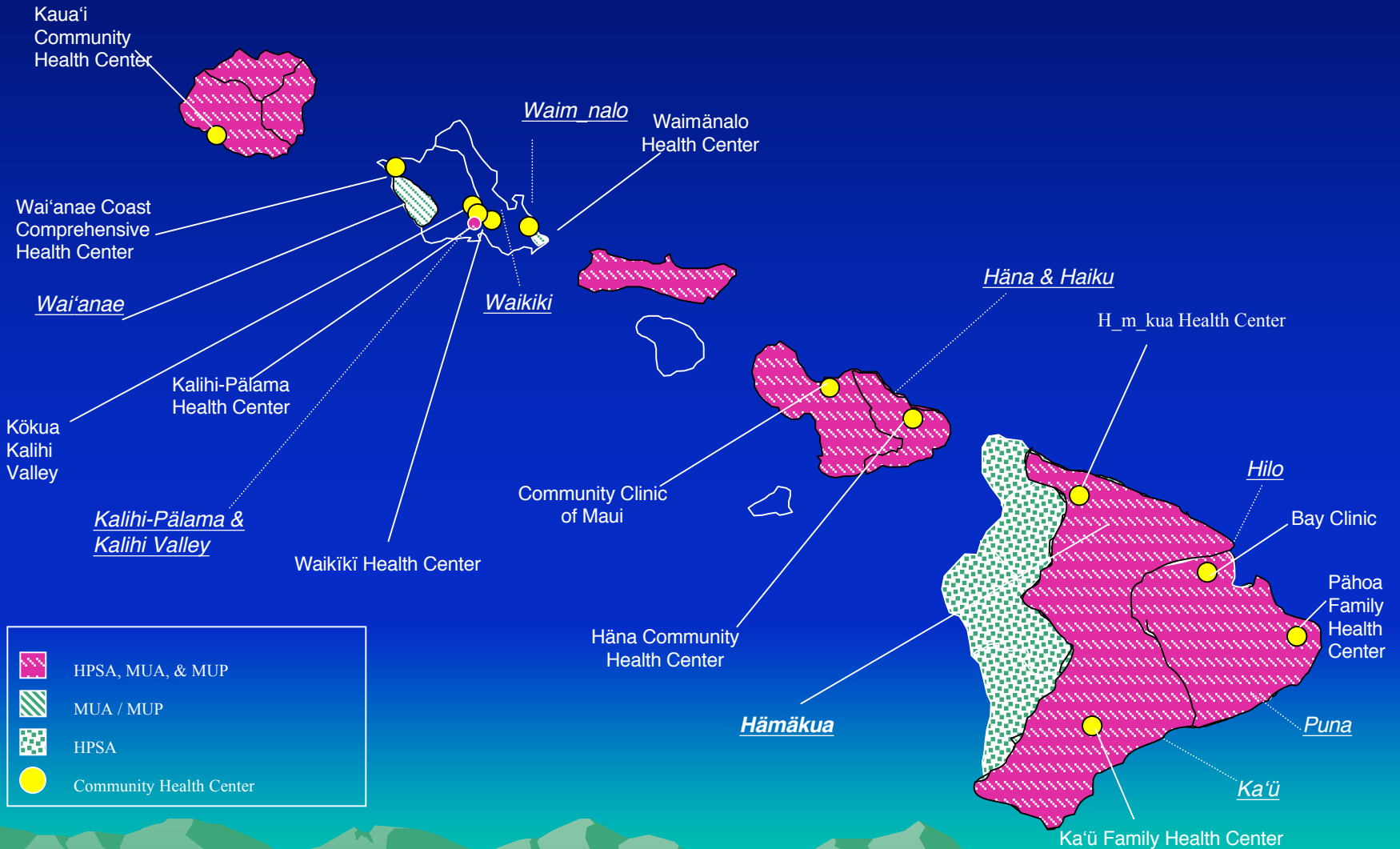


# Hawai'i Islands Oral Health Strategic Plan

- Ordered by legislative resolution in 2002.
- Collaboration of various agencies and companies throughout the state.
  - HMSA, HDS, HDA, Hawai'i Primary Care Association, Native Hawaiian Health Care Systems, Mobile Care, Dental Hygienist Association, Head Start, Hawai'i Rural Health Association, community health centers, etc.
- Goal: Write a comprehensive oral health strategic plan for Hawai'i.



# Federally Designated Areas



# Importance of Health Insurance for Children and Youth

## United States\*

- ✿ 8 million uninsured children and youth
- ✿ 5 million (65%) are eligible for public health insurance

## Hawai'i\*\*

- ✿ 22,000 uninsured children and youth
- ✿ 14,000 (64%) are eligible for public health insurance

# Consequences of Being Uninsured for Children and Youth\*

- ❁ 20% of uninsured have untreated vision problems.
- ❁ 51% of uninsured had a physician visit during the previous year compared with 76% of insured.
- ❁ 21% of uninsured had a regular dental checkup, while 50% of insured did.

# Children and Youth Without Health Insurance\*

- ❁ 8 times less likely to have a regular source of medical care.
- ❁ 5 times more likely to use the emergency for regular care.
- ❁ 4 times more likely to delay seeking care.

# Children and Youth Are Cheap to Cover!\*

- ❁ 2002: they made up 51% of all Medicaid recipients nationwide, but only 17% of Medicaid expenditures.
- ❁ 2002 to 2004: of estimated Medicaid expenditure growth, they will account for only 14% of costs.

**TOGETHER = 100%**

# **Health Insurance for All Keiki and ‘Ōpio**

All children and youth will be covered by health insurance with our commitment, dedication, and partnerships!

